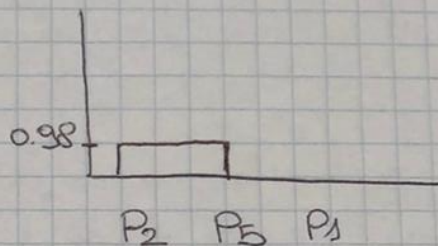


HIERARCHICAL CLUSTERING

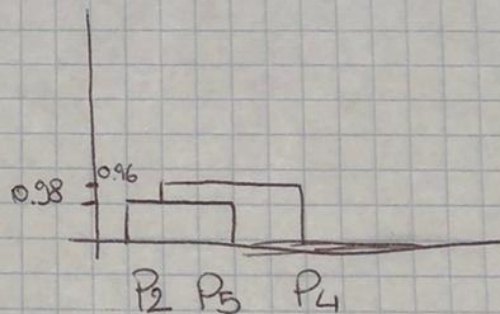
	P1	P2	P3	P4	P5
P1	1	0.1	0.41	0.55	0.35
P2		1	0.64	0.47	0.98
P3			1	0.47	0.7
P4				1	0.96
P5					1

SIMILARITY MATRIX

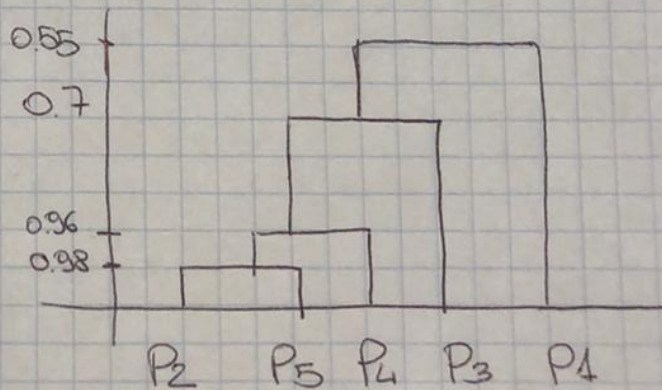
SINGLE-LINK



	P1	P25	P3	P4
P1	1	0.35	0.41	0.55
P25		1	0.78	0.96
P3			1	0.47
P4				1



	P1	P245	P3
P1	1	0.55	0.41
P245		1	0.7
P3			1



	P1	P2345
P1	1	0.55
P2345		1