

Tecniche di Progettazione: Design Patterns

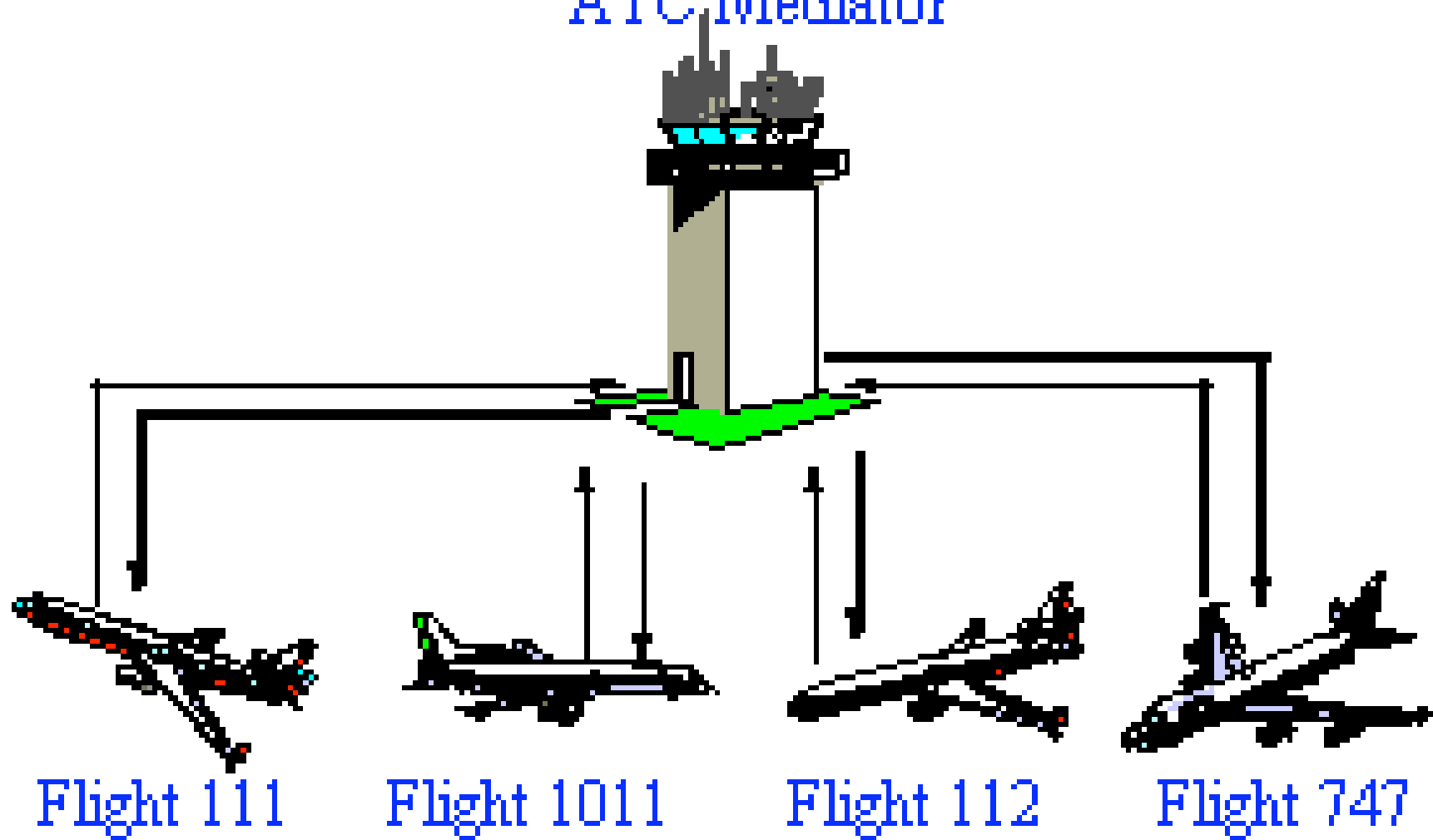
GoF: Mediator

Applicability

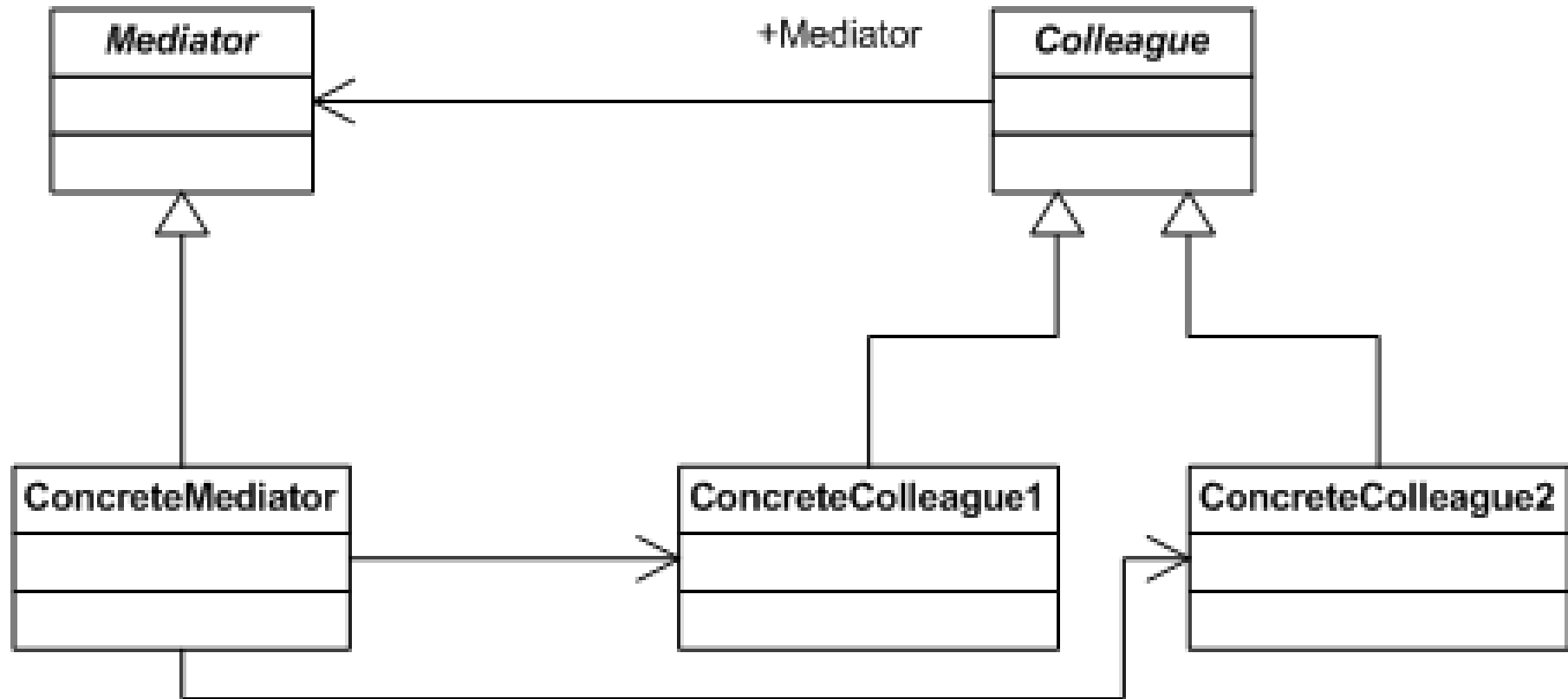
- ▶ When a set of objects communicates in a well-defined, but complex way
- ▶ When reusing an object is difficult because it refers to and communicates with many other objects (tight coupling)
- ▶ When a behavior that is distributed among several classes should be customizable without a lot of subclassing



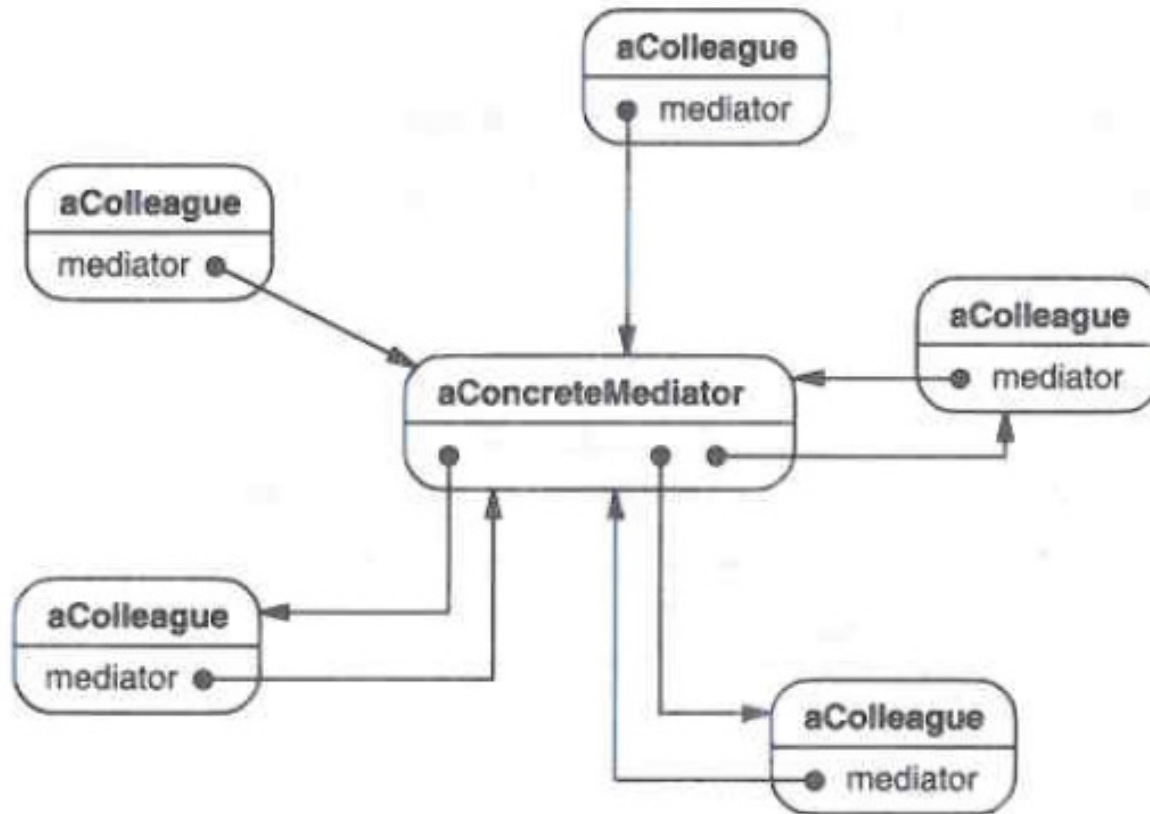
ATC Mediator



Mediator: structure



Structure



Mediator

- ▶ Encapsulates interconnects between objects
- ▶ Is the communications hub
- ▶ Is responsible for coordinating and controlling colleague interaction
- ▶ Promotes loose coupling between classes
 - ▶ By preventing from referring to each other explicitly
- ▶ Arbitrates the message traffic

How to use Mediator

1. Identify a collection of interacting objects whose interaction needs simplification
2. Get a new abstract class that encapsulates that interaction
3. Create a instance of that class and redo the interaction with that class alone

Consequences

- ▶ **Limits subclassing**
 - ▶ Localizes behavior that would be otherwise distributed among many objects
 - ▶ Changes in behavior require changing only the Mediator class
- ▶ **Decouples colleagues**
 - ▶ Colleagues become more reusable.
 - ▶ You can have multiple types of interactions between colleagues, and you don't need to subclass or otherwise change the colleague class to do that.



Consequences

- ▶ **Simplifies object protocols**
 - ▶ Many-to-many interactions replaced with one-to-many interactions
 - ▶ More intuitive
 - ▶ More extensible
 - ▶ Easier to maintain
- ▶ **Abstracts object cooperation**
 - ▶ Mediation becomes an object itself
 - ▶ Interaction and individual behaviors are separate concepts that are encapsulated in separate objects



Consequences

- ▶ **Centralizes control**
 - ▶ Mediator can become very complex
 - ▶ With more complex interactions, extensibility and maintenance may become more difficult
 - ▶ Using a mediator may compromise performance



Implementation Issues

- ▶ Omitting the abstract Mediator class – possible when only one mediator exists
- ▶ Strategies for Colleague-Mediator communication
 - ▶ Observer class
 - ▶ The colleagues are the subjects: any change in their state is notified to the coordinator that may notify other colleagues.
 - ▶ Pointer / other identifier to “self” passed from colleague to mediator, so that the mediator can identify the sender.



Related Patterns

▶ Façade

- ▶ Unidirectional rather than cooperative interactions between object and subsystem
- ▶ Mediator is like a multi-way Façade pattern.

▶ Observer

- ▶ May be used as a means of communication between Colleagues and the Mediator



Coordination Languages

- ▶ "Mediator" constructs as language primitives:
 - ▶ Linda and tuple spaces: late 80's early 90's
 - ▶ Middleware acting as a coordinator
- ▶ BPEL (Business Process Execution Language) and web services (BPEL4WS o WS-BPEL)

Homework

- ▶ This exercise wants to demonstrate the Mediator pattern facilitating loosely coupled communication between different Participants registering with a Chatroom.
 - ▶ The Chatroom is the central hub through which all communication takes place.
 - ▶ Implement the Chatroom, having the following interface:

```
public interface AbstractChatroom {  
    public abstract void register(Participant participant);  
    public abstract void send(String from, String to, String msg);  
}
```
 - ▶ At this point only one-to-one communication is implemented in the Chatroom.
 - ▶ Optional: experiment with one-to-many.