

LABORATORY OF DATA SCIENCE

Data Access: Files

Two issues

2

- **Where** are my files?
 - Local file systems
 - Distributed file systems
 - Network protocols

- Which **format** is data in?
 - Text
 - CSV, ARFF
 - XML
 - Binary, Compressed, ...

Local file system

3

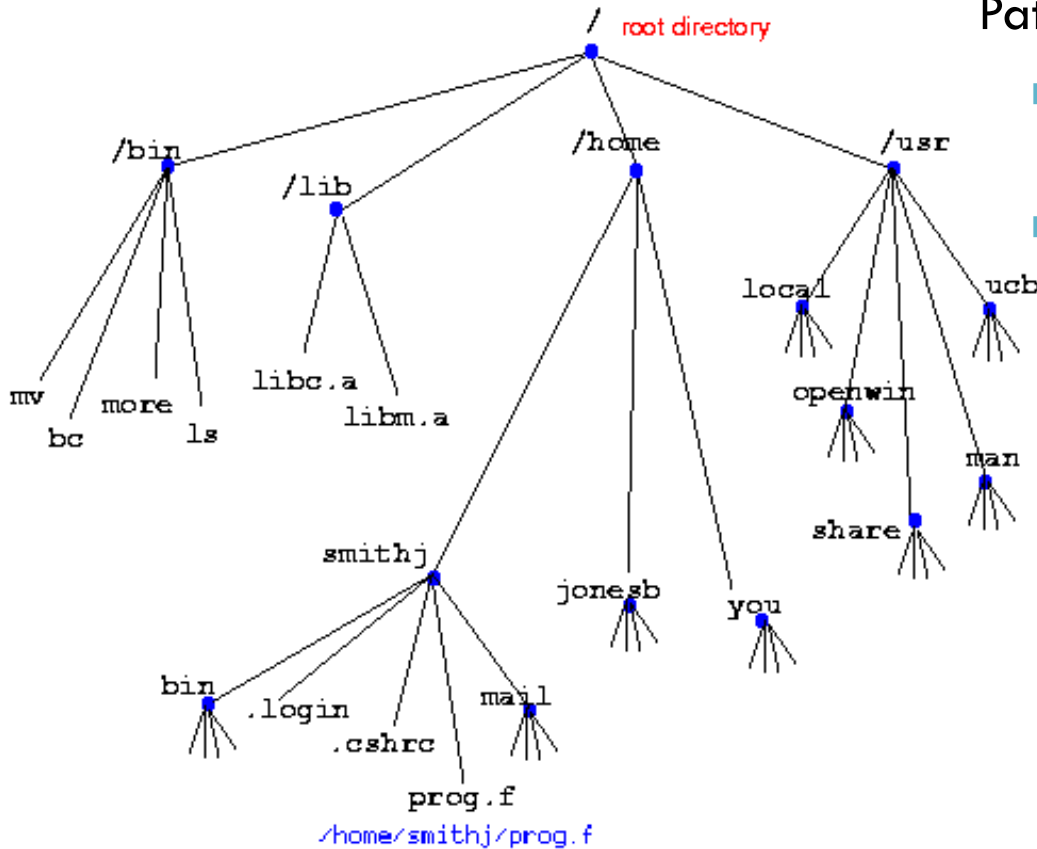
Path of a **resource**

■ Windows:

■ C:\Program Files\Office\sample.doc

■ Linux:

■ /usr/home/r/ruggieri/sample.txt



Local file system

4

A logical abstraction of persistent mass memory

- hierarchical view (tree of directories and files)
- types of resources (file, directory, pipe, link, special)
- resource attributes (owner, rights, hard links)
- services (indexing, journaling)

Sample file system:

- Windows
 - NTFS, FAT32
- Linux
 - EXT2, EXT3, JFS, XFS, REISERFS, FAT32

Disk file systems [\[edit\]](#)

Disk file systems are usually block-oriented. Files in a

- **ADFS** – Acorn's Advanced Disc filing system, succeeded by **AdvFS**
- **AdvFS** - Advanced File System, designed by Digital Equipment Corporation
- **AFS** (Not to be confused with Andrew File System)
- **AFS** - Ami File Safe, a commercial file system shipped with AmigaOS
- **AosFS** - File System used by the Oberon and A2000
- **AthFS** - AtheOS File System, a 64-bit journaled file system
- **BFS** - the Boot File System used on System V releases
- **BFS** – the Be File System used on BeOS, occasionally on Linux
- **Btrfs** - is a copy-on-write file system for Linux announced in 2007
- **CBMFS** – The filesystem used on most Commodore 64 computers
- **CMDFS** – A filesystem extension added to CBMFS
- **CP/M file system** — Native filesystem used in the CP/M operating system
- **DDFS** – Data Domain File System, the data deduplication file system
- **DTFS** – Desktop File System, featuring file compression
- **DOS 3.x** - Original floppy operating system and file system
- **EAFS** – Extended Acer Fast Filesystem, used on Acer Aspire laptops
- **Extent File System (EFS)** – an older block filing system
- **ext** – Extended file system, designed for Linux systems
- **ext2** – Second extended file system, designed for Linux
- **ext3** – A journaled form of ext2.
- **ext4** – A follow up for ext3 and also a journaled file system
- **ext3cow** – A versioning file system form of ext3.
- **FAT** – File Allocation Table, used on DOS and Microsoft Windows
 - **VFAT** – Optional layer on Microsoft Windows
 - **FATX** – A modified version of Microsoft Windows
- **FFS (Amiga)** – Fast File System, used on Amiga
- **FFS** – Fast File System, used on *BSD systems

Local file system

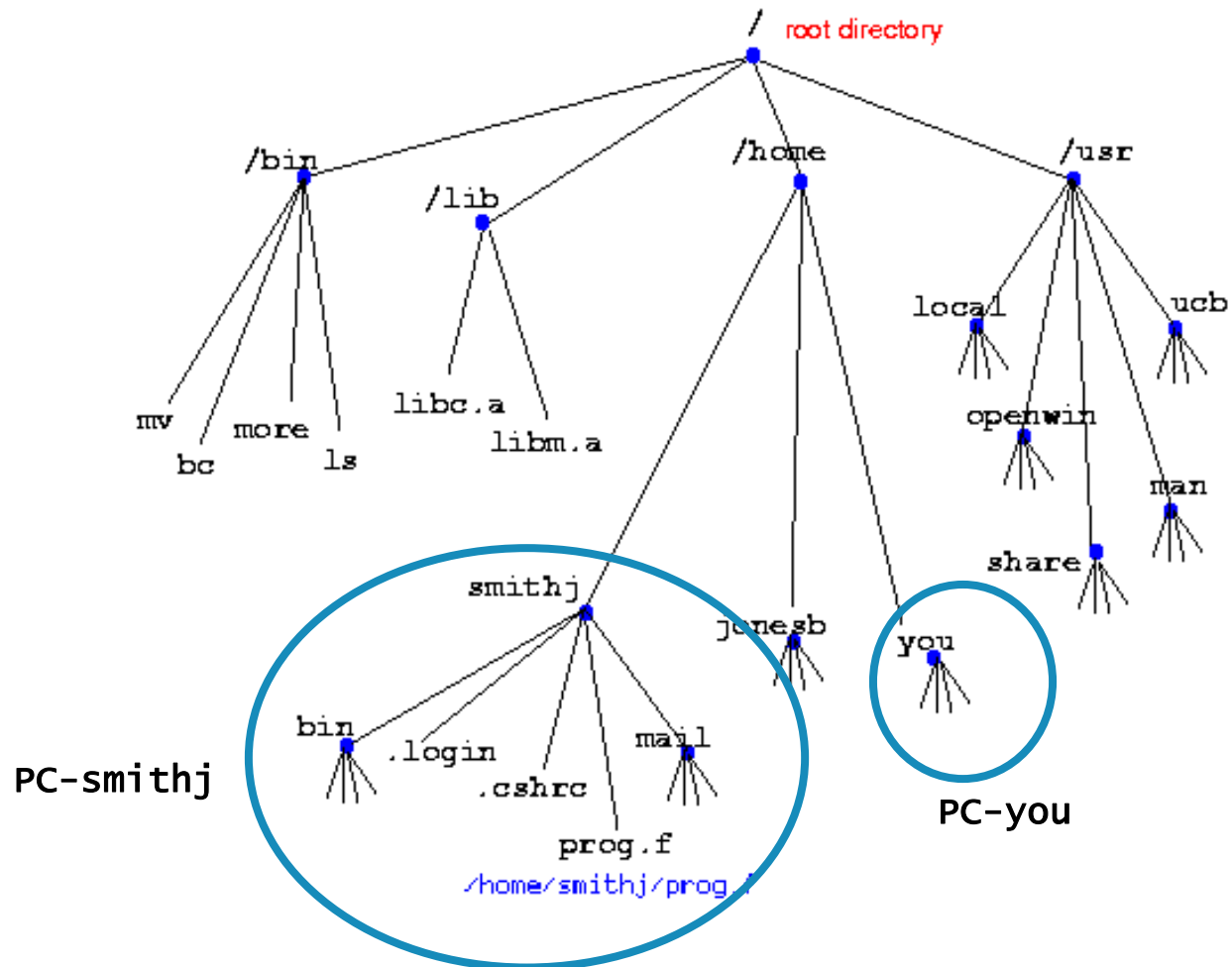
5

Physical view

- Disk partition
 - collection of contiguous blocks on a disk
- File system driver
 - software abstracting a file system on a partition
 - Maps a file system to each partition
- Mount
 - starting a file system driver on a partition
 - Windows (start up typically is automatic:
 - at startup for NTFS and FAT partitions
 - names of partitions: A: ... Z:
 - Linux
 - at startup for partitions in **/etc/fstab**
 - **> mount -t ext3 /dev/hda2 /mnt/mydisk**

Distributed file system

6



Distributed file system

7

Acts as a client for a remote file access protocol

- ▣ logical abstraction of remote persistent mass memory

Sample file system:

- ▣ Samba (SMB)
or Common Internet File System (CIFS)
- ▣ Network File System (NFS)

Distributed file systems [\[edit\]](#)

See also: Comparison of distributed file system

Distributed file systems are also called network file

- 9P, the Plan 9 from Bell Labs and Inferno distributed file system
- Amazon S3
- Andrew File System (AFS) is scalable and local
- Apple Filing Protocol (AFP) from Apple Inc.. A
- DCE Distributed File System (DCE/DFS) from
- File Access Listener (FAL) is an implementation
- Microsoft Office Groove shared workspace, used
- NetWare Core Protocol (NCP) from Novell is used
- Network File System (NFS) originally from Sun
- OS4000 Linked-OS provides distributed file system
- **Secure File System (SFS)**
- Self-certifying File System (SFS), a global network
- Server Message Block (SMB) originally from IBM authentication.

Lab configuration (Windows)

8

- Disk H: is your home
 - beware of access rights! By default, everybody can look into it
- Disk S: is shared
 - **S:\corsi\lbi** is a shared directory with material for LBI
 - For fast access to **S:\corsi\lbi** you can:
 - create a link to desktop, or
 - map network drive **S:\corsi\lbi** as drive **Z:**

Network protocols

13

- Files accessed through **explicit** request/reply
- A **local copy** has to be made before accessing data
- Resource naming:
 - Uniform Resource Locator (URL)
 - `scheme://user:password@host:port/path`
 - <http://bob:bye@www.host.it:80/home/idx.html>
 - scheme = protocol name (http, https, ftp, file, jdbc, ...)
 - port = TCP/IP port number

HTTP Protocol

14

- HyperText Transfer Protocol
 - URL: <http://user:pwd@www.di.unipi.it>
 - State-less connections
 - Crypted variant: Secure HTTP (HTTPS)
- Windows clients
 - Any browser
 - > wget
 - GNU <http://www.gnu.org/software/wget/>
 - W3C <http://www.w3.org/Library>
- Linux clients
 - Any browser
 - > wget

FTP Protocol

15

□ File Transfer Protocol

- URL: <ftp://user:pwd@ftp.apa.unip.it/myfile>
- State-less connections
- Commands: get / put / mget
- Crypted variant: Secure FTP (SFTP)

□ Windows clients

- FTP: > ftp or any browser
- SFTP:
 - PuTTY <http://www.chiark.greenend.org.uk/~sgtatham/putty>
 - SSH Secure Shell <http://www.ssh.com>

□ Linux clients

- FTP: > ftp > sftp > gftp (GUI)

SCP Protocol

16

- **Secure Copy**
 - `> scp data.zip user@alice.cli.di.unip.it:datacopy.zip`
 - File copy from/to a remote account
 - File paths must be known in advance

- **Client**
 - ▣ **command line:**
 - `> scp/pscp` `> scp2`
 - ▣ **Windows GUI**
 - WinSCP <http://winscp.sourceforge.net>
 - SSH Secure Shell
 - ▣ **Linux GUI**
 - SCP: default

Two issues

17


- **Where** are my files?
 - Local file systems
 - Distributed file systems
 - Network protocols

- Which **format** is data in?
 - Text
 - CSV, ARFF
 - XML
 - Binary, Compressed, ...

What is a file?

18

- File = sequence of bytes



How bytes are mapped to chars?

19

- Character set = alphabet of characters
- Coding bytes by means of a character set
 - ASCII, EBCDIC (1 byte per char)
 - UNICODE (1 / 2 / 4 bytes per char)

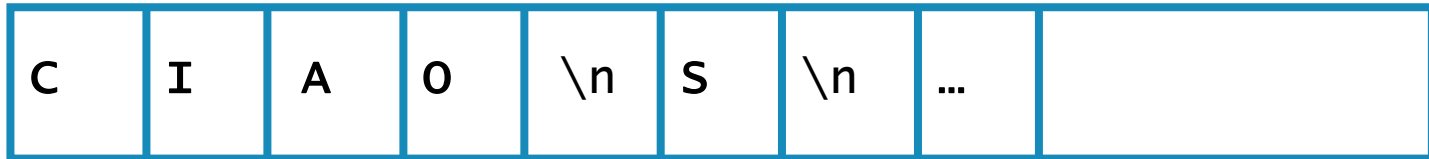
American Standard Code for Information Interchange

CODE	CHAR	CODE	CHAR	CODE	CHAR	CODE	CHAR	CODE	CHAR
0	NUL	26	SUB	52	4	78	N	104	h
1	SOH	27	ESC	53	5	79	O	105	i
2	STX	28	FS	54	6	80	P	106	j
3	ETX	29	GS	55	7	81	Q	107	k
4	EOT	30	RS	56	8	82	R	108	l
5	ENQ	31	US	57	9	83	S	109	m
6	ACK	32	SP	58	:	84	T	110	n
7	BEL	33	!	59	;	85	U	111	o
8	BS	34	"	60	<	86	V	112	p
9	HT	35	#	61	=	87	W	113	q
10	LF	36	\$	62	>	88	X	114	r
11	VT	37	%	63	?	89	Y	115	s
12	FF	38	&	64	@	90	Z	116	t
13	CR	39	'	65	A	91	[117	u
14	SO	40	(66	B	92	\	118	v
15	SI	41)	67	C	93]	119	w
16	DLE	42	*	68	D	94	^	120	x
17	DC1	43	+	69	E	95	_	121	y
18	DC2	44	,	70	F	96	`	122	z
19	DC3	45	-	71	G	97	a	123	{
20	DC4	46	.	72	H	98	b	124	
21	NAK	47	/	73	I	99	c	125	}
22	SYN	48	0	74	J	100	d	126	~
23	ETB	49	1	75	K	101	e	127	DEL
24	CAN	50	2	76	L	102	f		
25	EM	51	3	77	M	103	g		

Text file = file+character set

21

- Text file = sequence di characters



Viewing text files

22

- By a text editor
 - ▣ Emacs, Notepad++, TextPad, UltraEdit, Vi, etc.
- “Carriage return” character
 - ▣ Start a new line
 - ▣ Coding
 - Unix: 1 char ASCII(0A) ('\n' in Java)
 - Windows: 2 chars ASCII(0D 0A) (“\r\n” in Java)
 - Mac: 1 char ASCII(0D) ('\r' in Java)
 - ▣ Conversions
 - > **dos2unix**
 - > **unix2dos**

Text file = file+character set

23

- Text file = sequence of **lines**

C	I	A	O
S			
...			

Tabular data format

24

Column

Row

Mario	Bianchi	23	Student
Luigi	Rossi	30	Workman
Anna	Verdi	50	Teacher
Rosa	Neri	20	Student

Representing tabular data in text files

25

□ Comma Separated Values (**CSV**)

- A row per line
- Column values in a line separated by a special character
- Delimiters: comma, tab, space

```
Mario,Bianchi,23,Student  
Luigi,Rossi,30,Workman  
Anna,Verdi,50,Teacher  
Rosa,Neri,20,Student
```

Representing tabular data in text files

26

□ Fixed Length Values (**FLV**)

- A row per line
- Column values occupy a fixed number of chars
 - Allow for random access to elements
 - Higher disk space requirements

Mario	Bianchi	23	Student
Luigi	Rossi	30	Workman
Anna	Verdi	50	Teacher
Rosa	Neri	20	Student

Quoting

27

- What happens in CSV if a delimiter is part of a value?
 - ▣ Format error
- Solution: **quoting**
 - ▣ Special delimiters for start and end of a value (ex. “ ... “)

Mario Bianchi 23 Student
Luigi Rossi 30 Workman
Anna Verdi 50 Teacher
Rosa Neri 20 Student



“Mario Bianchi” 23 Student
“Luigi Rossi” 30 Workman
“Anna Verdi” 50 Teacher
“Rosa Neri” 20 Student

Missing values

28

- How to represent missing values in CSV or FLV?
 - ▣ A reserved string: “?”, “null”, “”

```
“Mario Bianchi” 23 Student  
“Luigi Rossi” 30 ?  
“Anna Verdi” 50 Teacher  
“Rosa Neri” ? Student
```


Meta-data

29

- Describe properties of data
 - ▣ Table name, column name, column type

name	surname	age	occupation
string	string	int	string
Mario	Bianchi	23	Student
Luigi	Rossi	30	Workman
Anna	Verdi	50	Teacher
Rosa	Neri	20	Student

Meta-data: ARFF data types

30

- ARFF (Attribute-Relation File Format)
 - ◆ real / integer / numeric
 - they are synonyms and cover numeric types
 - ◆ String
 - covers strings of any length
 - ◆ { name-1, ..., name-n }
 - enumerated type
 - covers an enumeration of values
 - Ex., {high, medium, low} {Play, Don't Play}
 - ◆ date "yyyy-MM-dd HH:mm:ss"
 - date and time
 - Ex., "2001-04-03 12:12:12"

How to represent meta-data in text files?

31

- Two rows: names and types

name	surname	age	occupation
string	string	int	string



name,surname,age,occupation
string,string,int,string

How to represent meta-data in text files?

32

- n rows, with two columns: name and type

name	surname	age	occupation
string	string	int	string



name	type
name	string
surname	string
age	int
occupation	string





```
name,string  
surname,string  
age,int  
occupation,string
```

Meta-data and data in text files

33

- Two distinct files
 - ▣ Eg., C4.5 format with .names and .data

name	surname	age	occupation
string	string	int	string
Mario	Bianchi	23	Student
Luigi	Rossi	30	Workman
Anna	Verdi	50	Teacher
Rosa	Neri	20	Student



```
name,string  
surname,string  
age,int  
occupation,string
```

```
Mario,Bianchi,23,Student  
Luigi,Rossi,30,Workman  
Anna,Verdi,50,Teacher  
Rosa,Neri,20,Student
```

Meta-data and data in text files

34

- In the same file
 - ▣ Meta-data first, then data

name	surname	age	occupation
string	string	int	string
Mario	Bianchi	23	Student
Luigi	Rossi	30	Workman
Anna	Verdi	50	Insegnante
Rosa	Neri	20	Studente



nome,cognome,eta',professione
string,string,int,string
Mario,Bianchi,23,Studente
Luigi,Rossi,30,Operaio
Anna,Verdi,50,Insegnante
Rosa,Neri,20,Studente

Meta-data and data in text files

35

- In the same file
 - ▣ Meta-data first, then data
 - ▣ A delimiter line may be required

nome	cognome	eta'	professione
string	string	int	string
Mario	Bianchi	23	Studente
Luigi	Rossi	30	Operaio
Anna	Verdi	50	Teacher
Rosa	Neri	20	Student



```
name,string
surname,string
age,int
occupation,string
@data
Mario,Bianchi,23,Student
Luigi,Rossi,30,Workman
Anna,Verdi,50,Teacher
Rosa,Neri,20,Student
```

Weka ARFF format

36

The diagram shows an ARFF file format with several lines of text. Red boxes highlight specific parts, and red lines with labels point to them. The text is as follows:

```
@relation tabella
% commento
@attribute name string
@attribute surname string
@attribute age integer
@attribute occupation string
% this is a comment line
@data
Mario,Bianchi,23,Student
Luigi,Ross,?,Workman
Anna,Verdi,50,'PhD student'
Rosa,Neri,20,Student
```

Annotations:

- Table name**: points to `@relation tabella`
- This is a comment**: points to `% commento`
- Column name and type**: points to `@attribute surname string`
- End of meta-data**: points to `@data`
- Missing value**: points to `?` in the second data row
- Quoting**: points to `'PhD student'` in the third data row

Two issues

37

- **Where** are my files?
 - Local file systems
 - Distributed file systems
 - Network protocols

- Which **format** is data in?
 - Text
 - CSV, ARFF
 - XML
 - Binary, Compressed, ...

Data representation in XML

38

- XML = **eXtensible Markup Language**
- **XML** allows for the definition of markup languages that represent structured data
 - ▣ Markup: marking, tagging, highlighting the meaning of a data element

enlarged font
Fourscore and seven
years ago our fathers } *Indent and*
brought forth on this } *bold, up*
continent a new nation, } *to "our"*
conceived in liberty,
and dedicated to the
propositions that all
men are created equal. *put in italics*

new → *paragraph*
skip a line
Now we are engaged in a
great civil war,
testing whether that
nation, or any nation
align text to both margins

Why using markup languages?

39

- Problem: **data interchange** between applications
 - Proprietary data format do not allow for easy interchange
 - CSV with different delimiters, or column orders
 - Similar limitations of FLV, ARFF, binary data, etc.

- Solution:
 - definition of an interchange format...
 - ... marking data elements with their meaning ...
 - ... so that any other party can easily interpret them.

XML by example

40

```
<?xml version="1.0" encoding="UTF-8"?>
<Music>
  <CD number="1" >
    <song track="1">
      <artist>Iron Maiden</artist>
      <album>Killers</album>
      <year>1980</year>
      <title>The Ides of March</title>
      <length>1:55</length>
    </song>
    <!-- this is a comment -->
    <song track="4">
      <artist>Iron Maiden</artist>
      <album>Powerslave</album>
      <title>Another Life</title>
      <length>3:12</length>
    </song>
  </CD>
  ...
</Music>
```

Prologue: XML declaration

41

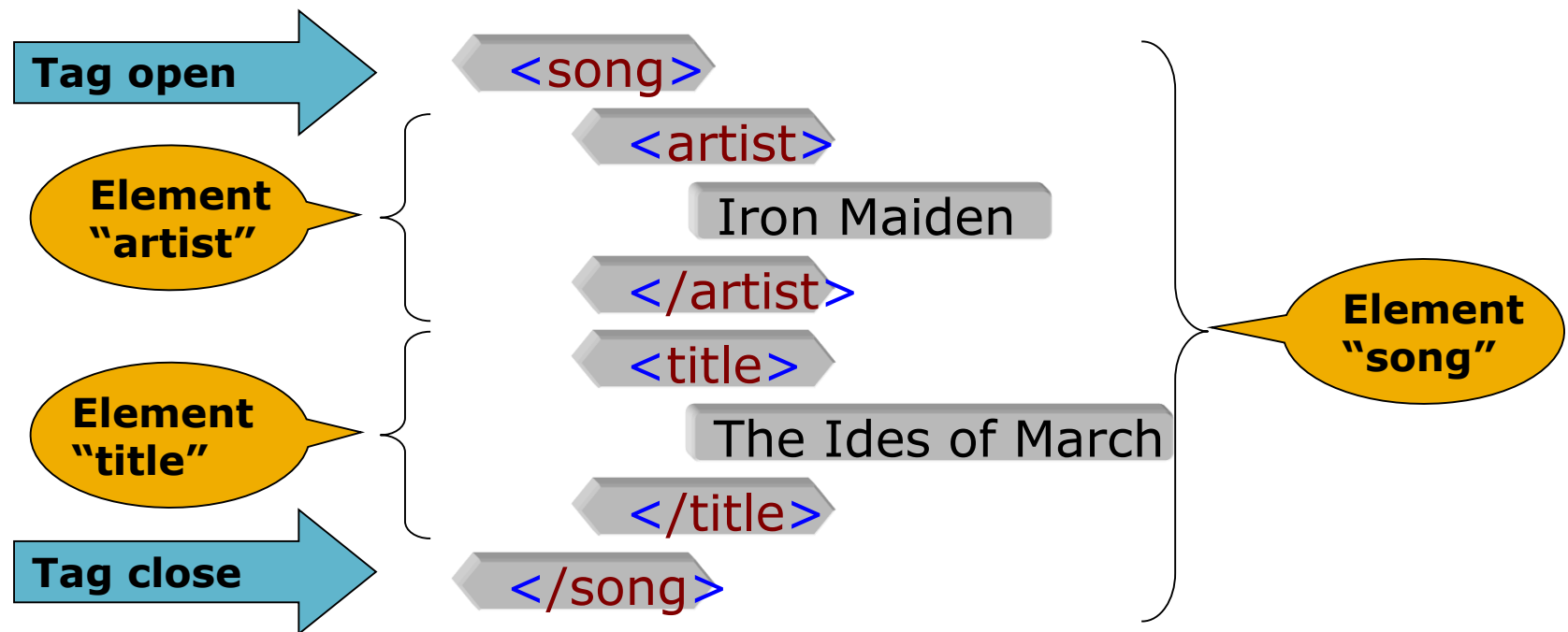
```
<?xml version="1.0" encoding="UTF-8"?>
```

- Mandatory at the beginning of the document
- Attributes:
 - ▣ *version*: (mandatory) XML version of the document.
 - ▣ *encoding*: (optional) character encoding (default: UTF-8)
 - ▣ *standalone*: (optional) if set to *yes* then the document does not refer to external documents (default: *no*)

Elements

42

- An **element** is a piece of data, delimited by and identified by a **tag name**.



Elements

43

- **Tag open** syntax :

<name attributes>

- **name** is the name of the element.
- **attributes** is an *optional* list of attribute-values

- **Tag close** syntax:

</name>

- **name** is the name of the element

- Elements with no content:

<name attributes />

- There exists one and only one **root element**

Attributes

44

- They allow for specifying properties of elements using the syntax **attribute = “value”**

<name attribute="value">

- *<CD number="1" >*
- Attributes appear in the tag open
 - Order is not relevant
 - The “attribute or inner element?” dilemma

Text

45

- Reserved chars: '>', '<' and '&'
 - Meta-characters for reserved chars
 - **>** **<** **& amp;**
 - Character entities: 'à'
 - **à**

- CDATA sections
 - Bunch of textual data
 - **<!CDATA[here any text with no XML meaning]>**

XML, what else ...

46

- ... we will **not** see in detail:
 - Document Type Definition and XML Schema
 - grammars of a class of XML documents
 - Namespaces
 - reuse of tag names in different context
 - Tag reference and hyperlinks
 - Query languages and API
 - XPath, XQuery, DOM, SAX
 - Usage in WWW:
 - Document transformation and XSLT
 - Style sheets and CSS

Tabular data, again

47

name	surname	age	occupation
string	string	int	string
Mario	Bianchi	23	Student
Luigi	Rossi	30	Workman
Anna	Verdi	?	Teacher
Rosa	Neri	20	Student

How to represent tabular data in XML?

48

□ Format “**Row**”

- ▣ an element `<row>` for every row, with an attribute for every non-missing column value

```
<?xml version="1.0" encoding="UTF-8"?>
<root>
  <row name="Mario" surname="Bianchi" age="23" ocpt="Student" />
  <row name="Luigi" surname="Rossi" age="30" ocpt="Workman" />
  <row name="Anna" surname="Verdi" ocpt="Teacher" />
  <row name="Mario" surname="Bianchi" age="23" ocpt="Student" />
</root>
```

How to represent tabular data in XML?

49

- Format “**Elements**”
 - ▣ an element `<row>` with an inner element for every non-missing column value

```
<?xml version="1.0" encoding="UTF-8"?>
<root>
  <row>
    <name>Mario</name>
    <surname>Bianchi</surname>
    <age>23</age>
    <ocpt>Studente</ocpt>
  </row>
  <row>
    <name>Luigi</name>
    <surname> Rossi </surname>
    <age>30</age>
    <ocpt> Operaio </ocpt>
  </row>
</root>
```

How to represent meta-data in XML?

50

- An element `<schema>` with an inner element `<attribute>` for every column

```
<?xml version="1.0" encoding="UTF-8"?>
<root>
  <schema>
    <attribute name="name" type="string"/>
    <attribute name="surname" type="string"/>
    <attribute name="age" type="int"/>
    <attribute name="ocpt" type="string"/>
  </schema>
  <row name="Mario" surname="Bianchi" age="23" ocpt="Student" />
  <row name="Luigi" surname="Rossi" age="30" ocpt="Workman" />
  <row name="Anna" surname="Verdi" ocpt="Teacher" />
  <row name="Mario" surname="Bianchi" age="23" ocpt="Student" />
</root>
```

ARFF+XML = XRFF

51

- eXtensible attribute-Relation File Format
- XML version of ARFF
 - ▣ with additional column data types

```
- <dataset name="iris" version="3.5.3">
- <header>
  - <attributes>
    <attribute name="sepalength" type="numeric" class="no" />
    <attribute name="sepalwidth" type="numeric" class="no" />
    <attribute name="petallength" type="numeric" class="no" />
    <attribute name="petalwidth" type="numeric" class="no" />
  - <attribute class="yes" name="class" type="nominal">
    - <labels>
      <label>Iris-setosa</label>
      <label>Iris-versicolor</label>
      <label>Iris-virginica</label>
    </labels>
  </attribute>
</attributes>
</header>
- <body>
  - <instances>
    - <instance type="normal">
      <value missing="no">5.1</value>
      <value missing="no">3.5</value>
      <value missing="no">1.4</value>
      <value missing="no">0.2</value>
      <value missing="no">Iris-setosa</value>
    </instance>
```