

Master Program in *Data Science and Business Informatics*

Statistics for Data Science

Lesson 23 - Statistical decision theory

Salvatore Ruggieri

Department of Computer Science

University of Pisa, Italy

salvatore.ruggieri@unipi.it

Question: which hypothesis is the most probable given the observed data?

- Maximum Likelihood Estimation (MLE) is a frequentist method:

$$\theta_{MLE} = \arg \max_{\theta} P(X_1 = x_1, \dots, X_n = x_n | \theta) = \arg \max_{\theta} \prod_{i=1}^n f_{\theta}(x_i)$$

- Maximum a Posteriori (MAP) is a Bayesian method (requires prior distribution of θ):

$$\theta_{MAP} = \arg \max_{\theta} P(\theta | X_1 = x_1, \dots, X_n = x_n) = \arg \max_{\theta} P(X_1 = x_1, \dots, X_n = x_n | \theta) P(\theta)$$

since by the Bayes theorem

$$P(\theta | X_1 = x_1, \dots, X_n = x_n) = \frac{P(X_1 = x_1, \dots, X_n = x_n | \theta) P(\theta)}{P(X_1 = x_1, \dots, X_n = x_n)}$$

and $P(X_1 = x_1, \dots, X_n = x_n)$ does not depend on θ .

- MAP = MLE if prior is uniform

The classification/concept learning problem

- $X = (W, C)$ where W are predictive features and C class, with $\text{support}(C) = \{0, 1, \dots, n_C - 1\}$
- x_1, \dots, x_n are observations (*training set*), with $x_i = (w_i, c_i)$ for $i = 1, \dots, n$
- $\theta \in \Theta$ with Θ hypothesis space (parameters of ML model) with f_θ joint density of W, C

Classification/concept learning: which hypothesis is the most probable given the observed data?

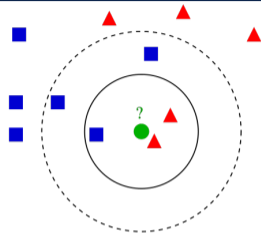
- ▶ $\theta_{MLE} = \arg \max_{\theta} \ell(\theta) = \arg \min_{\theta} -\ell(\theta) = \arg \min_{\theta} \sum_{i=1}^n -\log f_\theta(x_i)$
- ▶ $f_\theta(x_i) = f_\theta(w_i, c_i) = f_\theta(c_i|w_i)f_\theta(w_i)$
- ▶ $\theta_{MLE} = \arg \min_{\theta} \sum_{i=1}^n -\log f_\theta(c_i|w_i) - \sum_{i=1}^n \log f_\theta(w_i)$
- ▶ Assuming $\theta \perp\!\!\!\perp W$, we have $f_{\theta_1}(w_i) = f_{\theta_2}(w_i)$, and then:

$$\theta_{MLE} = \arg \min_{\theta} \sum_{i=1}^n -\log f_\theta(c_i|w_i)$$

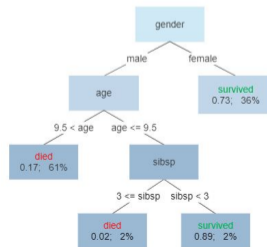
- ▶ How to compute θ_{MLE} ? Closed form, brute force enumeration of $\theta \in \Theta$, heuristic search, ...
- $f_\theta(c|w) = P(C = c|W = w, \theta)$ is called a **probabilistic classifier** learned/trained from x_1, \dots, x_n

Probabilistic classifiers: examples

- Logistic regression
- k-Nearest Neighbors (k-NN)
- Decision trees
- Neural networks
- Naive Bayes $P(C = c_0 | W = w) = P(C = c_0) \prod_i P(W_i = w_i | C = c_0) / P(W = w)$
assuming $P(W = w | C = c_0) = \prod_i P(W_i = w_i | C = c_0)$
- Ensembles
- Gradient boosting
- ...
- More classifiers at the Data Mining course



Survival of passengers on the Titanic



See R script

MLE and KL divergence/Cross-Entropy

$$\theta_{MLE} = \arg \min_{\theta} \sum_{i=1}^n -\log f_{\theta}(c_i|w_i)$$

- Assume data is generated from $f_{\theta_{TRUE}}$, i.e., $(W, C) \sim f_{\theta_{TRUE}}$
- We compute:

$$\theta_{MLE} = \arg \min_{\theta} \sum_{i=1}^n (-\log f_{\theta}(c_i|w_i) + \log f_{\theta_{TRUE}}(c_i|w_i)) = \arg \min_{\theta} \frac{1}{n} \sum_{i=1}^n \log \frac{f_{\theta_{TRUE}}(c_i|w_i)}{f_{\theta}(c_i|w_i)}$$

$$\xrightarrow{n \rightarrow \infty} \text{LLN} \arg \min_{\theta} E_{(W,C) \sim f_{\theta_{TRUE}}} \left[\log \frac{f_{\theta_{TRUE}}(C|W)}{f_{\theta}(C|W)} \right] = \arg \min_{\theta} D_{KL}(\theta_{TRUE} \parallel \theta) = \arg \min_{\theta} H(\theta_{TRUE}; \theta)$$

[See Lesson 11 for $D_{KL}(\parallel)$ and $H(\cdot; \cdot)$, and the bottom of the R Script in Lesson 19]

- Asymptotically: ML maximization = KL divergence minimization = Cross-entropy minimization

The classification/concept prediction problem

Question: which is the most probable class value given w and θ ?

- **Problem:** given $\theta \in \Theta$ and $W = w$, what is the most probable $C = c$? i.e.:

$$\arg \max_c P(C = c, W = w | \theta)$$

which is equivalent, assuming $\theta \perp\!\!\!\perp W$, to:

$$\arg \max_c P(C = c | W = w, \theta) \cdot P(W = w | \theta) = \arg \max_c f_\theta(c | w)$$

- **Bayes decision rule** $y_\theta^*(w) = \arg \max_c f_\theta(c | w)$ [or simply, y^*]

Theorem (Bayes decision rule is optimal)

Fix $\theta \in \Theta$. For any decision rule $y_\theta^+ : \mathbb{R}^{|W|} \rightarrow \{0, \dots, n_C - 1\}$:

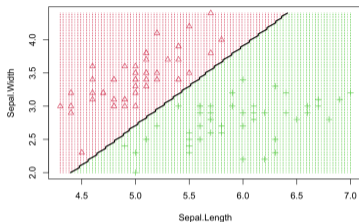
$$P(y_\theta^*(W) \neq C) \leq P(y_\theta^+(W) \neq C)$$

Proof. $P(y_\theta^*(W) = C) = E[\mathbb{1}_{y_\theta^*(W)=C}] = E[E_C[\mathbb{1}_{y_\theta^*(W)=C} | W = w]] \geq$
 $\geq E[E_C[\mathbb{1}_{y_\theta^+(W)=C} | W = w]] = E[\mathbb{1}_{y_\theta^+(W)=C}] = P(y_\theta^+(W) = C)$

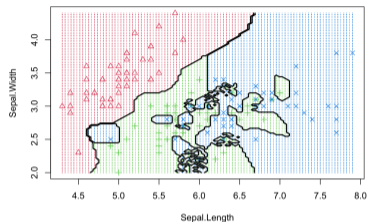


Decision boundary

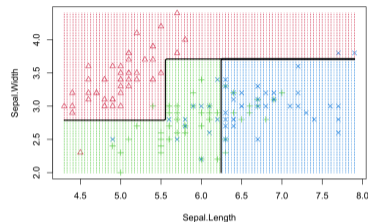
Logistic Regression



kNN (k = 1)



Decision Tree



- A decision boundary for a decision rule $y_{\theta}^{+}(\cdot)$ is the region $w \in \mathbb{R}^{|W|}$ such that $y_{\theta}^{+}(w)$ could admit as possible answers two or more classes
- For y_{θ}^{*} , it is the region $w \in \mathbb{R}^{|W|}$ such that $\arg \max_c f_{\theta}(c|w)$ is not unique.
- For y_{θ}^{*} and $n_C = 2$, it is the region $w \in \mathbb{R}^{|W|}$ such that $f_{\theta}(1|w) = 0.5$.

See R script

Bayes optimal predictions

Question: which is the most probable class value given w only (i.e., without fixing the parameters)?

- Possible answer: the prediction of the most probable model, i.e., $\arg \max_c P(C = c | W = w, \theta_{MAP})$
- No, we can do better
 - ▶ Let $\Theta = \{\theta_1, \theta_2, \theta_3\}$ and
 - $P(\theta_1 | X_1 = x_1, \dots, X_n = x_n) = 0.4$
 - $P(\theta_2 | X_1 = x_1, \dots, X_n = x_n) = P(\theta_3 | X_1 = x_1, \dots, X_n = x_n) = 0.3$
 - ▶ Hence $\theta_{MAP} = \theta_1$
 - ▶ Assume $f_{\theta_1}(1|w) = 1$ and $f_{\theta_2}(0|w) = f_{\theta_3}(0|w) = 1$
 - ▶ Hence, class 0 has the largest probability (over the hypothesis space), whilst θ_{MAP} predicts 1
- **Problem:** given $W = w$, what is the most probable $C = c$? i.e.:

$$\arg \max_c P(C = c | W = w, X_1 = x_1, \dots, X_n = x_n)$$

Bayes optimal prediction

$$\arg \max_c \sum_{\theta \in \Theta} f_{\theta}(c|w) P(\theta | X_1 = x_1, \dots, X_n = x_n)$$

No-Free-Lunch theorem

- A **learner** \mathcal{A} is a computable function that maps a training set x_1, \dots, x_n into a decision rule $y_\theta()$

Question: Is there a learner \mathcal{A} that always maps a training set into a decision rule with zero error?

No-Free-Lunch theorem (Wolpert, 1996)

Consider binary classification, i.e., $n_C = 2$, and a finite domain $dom(W) < \infty$. For any learner \mathcal{A} , there exists a distribution F with $(W, C) \sim F$ such that:

- ▶ for at least $1/7$ of the training sets x_1, \dots, x_n (realizations of F^n) with $n < |dom(W)|/2$, the decision rule y_θ^+ in output by \mathcal{A} has an error of at least $1/8$, i.e.:

$$P_F(y_\theta^+(W) \neq C) \geq 1/8$$

- ▶ and there exists an error-free decision rule y_θ^* s.t. $P_F(y_\theta^*(W) \neq C) = 0$.

[See here for an accessible proof](#)

- A universal learner does not exist! No learner can succeed on all learning tasks: every learner has tasks on which it fails whereas other learners succeed.
- The learnt y_θ^+ is likely to have a large error for F , whereas there exists another learner that will output a decision rule y_θ^* with no error.

Probabilistic classifiers

- Probabilistic classifier: $f_{\theta}(c|w) \in [0, 1]$ with $\sum_c f_{\theta}(c|w) = 1$:
 - ▶ learned from x_1, \dots, x_n
 - ▶ predicted probabilities (p_0, \dots, p_{n_c-1}) with $p_i = f_{\theta}(i|w)$
 - ▶ most probable class $y_{\theta}^* = \arg \max_c f_{\theta}(c|w)$
 - ▶ confidence (of most probable class) $p_{\theta}^* = \max_c f_{\theta}(c|w)$
- Unnormalized classifier: $uc_{\theta}(c|w) \in \mathbb{R}$
 - ▶ unnormalized values (v_0, \dots, v_{n_c-1}) with $v_i = uc_{\theta}(i|w)$
 - ▶ normalization using **softmax**:

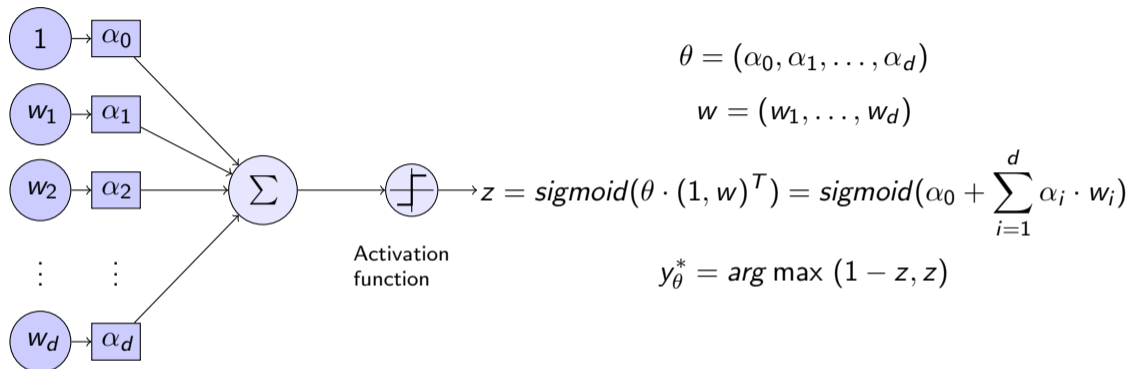
$$\text{softmax}((v_0, \dots, v_{n_c-1})) = \left(\frac{e^{v_0}}{\sum_i e^{v_i}}, \dots, \frac{e^{v_{n_c-1}}}{\sum_i e^{v_i}} \right)$$

- ▶ binary classes ($v_0 = 0, v_1$):

$$\text{softmax}((0, v_1)) = (1 - z, z) \quad \text{where } z = \text{sigmoid}(v_1) = \text{inv.logit}(v_1) = \frac{1}{1 + e^{-v_1}}$$

- ▶ $\text{softmax}(\mathbf{v} + c) = \text{softmax}(\mathbf{v})$
- ▶ $\frac{d}{d\mathbf{v}} \text{softmax}(\mathbf{v}) = \text{softmax}(\mathbf{v})(1 - \text{softmax}(\mathbf{v}))$

Example: Perceptron with sigmoid activation



inputs weights

- Difference with logistic regression?
 - ▶ Weights calculated differently (MLE vs gradient descent)
 - ▶ Perceptron is parametric to **activation functions**
 - ▶ Perceptron with sigmoid activation = Logistic regression

Binary classification/concept learning

- $X = (W, C)$ where W are predictive features and C class, with $\text{support}(C) = \{0, 1\}$
- x_1, \dots, x_n are observations (training set), with $x_i = (w_i, c_i)$
- **Definition.** Score function: $s_\theta(w) = f_\theta(1|w) = P(C = 1|W = w, \theta)$
 - ▶ predicted probabilities $(1 - s_\theta(w), s_\theta(w))$
 - ▶ confidence (of most probable class): $\max\{1 - s_\theta(w), s_\theta(w)\}$
 - ▶ $f_\theta(c_i|w_i) = s_\theta(w_i)^{c_i}(1 - s_\theta(w_i))^{(1-c_i)}$
- MLE estimation

$$\theta_{MLE} = \arg \min_{\theta} \sum_{i=1}^n -\log f_\theta(c_i|w_i) = \arg \min_{\theta} \frac{1}{n} \sum_{i=1}^n -c_i \log s_\theta(w_i) - (1 - c_i) \log (1 - s_\theta(w_i))$$

- Cross-entropy loss or log-loss:

$$\ell_\theta(c, w) = \begin{cases} -\log s_\theta(w) & \text{if } c = 1 \\ -\log (1 - s_\theta(w)) & \text{if } c = 0 \end{cases}$$

- MLE maximization = Log-loss minimization

$$\theta_{MLE} = \arg \min_{\theta} \frac{1}{n} \sum_{i=1}^n \ell_\theta(c_i, w_i)$$

MLE and ERM for classification/concept learning

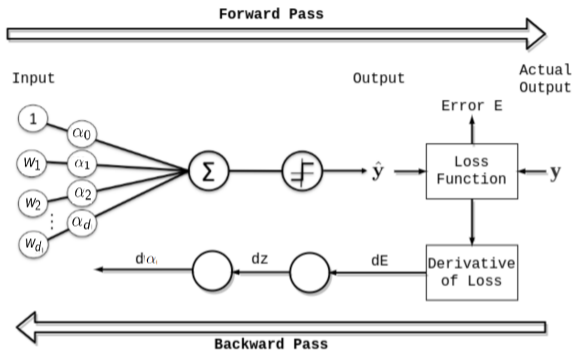
Empirical risk minimization

Let $\ell_\theta : \{0, \dots, n_C - 1\} \times \mathbb{R}^{|W|} \rightarrow \mathbb{R}_{\geq 0}$ be a loss function.

$$\theta_{ERM} = \arg \min_{\theta} \frac{1}{n} \sum_{i=1}^n \ell_\theta(c_i, w_i)$$

- MLE is ERM with Log-loss $\ell_\theta(c, w) = -\log f_\theta(c|w) = \log \frac{1}{P(c|w, \theta)}$
- 0-1 loss $\ell_\theta(c, w) = \mathbb{1}_{y_\theta^+(w) \neq c}$ where $y_\theta^+(w) \in \{0, \dots, n_C - 1\}$ is a decision rule
 - ▶ not convex, not differentiable, optimization problem is NP-hard
- L_p error loss for binary classifiers $\ell_\theta(c, w) = |s_\theta(w) - c|^p$
 - ▶ absolute error loss or L_1 : $|s_\theta(w) - c|$
 - ▶ squared error loss or L_2 or Brier score: $(s_\theta(w) - c)^2$

Loss functions and classifiers



- Gradient of loss function determines updates of weights $\alpha_0, \dots, \alpha_d$ in the direction of improving the loss (Backpropagation)
- Similar idea in ensemble of decision trees, where each one improves on the error of the previous one (Gradient boosting trees)

MSE and the bias-variance trade-off

- Squared error loss $\theta_{ERM} = \arg \min_{\theta} MSE$, where the Mean Squared Error is:

$$MSE = \frac{1}{n} \sum_{i=1}^n (s_{\theta}(w_i) - c_i)^2$$

- ▶ Why named *MSE*? Because $MSE \xrightarrow{n \rightarrow \infty} LLN E_{(W,C) \sim f_{\theta_{TRUE}}} [(s_{\theta}(W) - C)^2]$
- ▶ MSE approximates the Mean Squared-Error over the population
- ▶ Notice: in MSE for estimators C was a constant (parameter) *[See Lesson 18]*
- Assumes that $C = D + \epsilon$, where $E[\epsilon] = 0$
 - ▶ Observed class labels c_i include some noise w.r.t. true labels, i.e., $c_i = d_i + \epsilon_i$
- Decomposition of MSE:

$$E_{(W,C) \sim f_{\theta_{TRUE}}} [(s_{\theta}(W) - C)^2] = Var(s_{\theta}(W)) + E[s_{\theta}(W) - C]^2 + Var(\epsilon)$$

- ▶ $Var(\epsilon)$ irreducible error (would require better curated class values in the training set)
- ▶ $E[s_{\theta}(W) - C]^2$ is *Bias*². Minimized by interpolating training data, but with high variance.
- ▶ $Var(s_{\theta}(W))$ variance of the scores. Minimized by a constant score, but with high bias.

See R script

Loss functions and risk

Squared error loss minimization on training set generalizes to the population:

$$\theta_{ERM} = \arg \min_{\theta} \frac{1}{n} \sum_{i=1}^n (s_{\theta}(w) - c_i)^2 \xrightarrow{n \rightarrow \infty} LLN \arg \min_{\theta} E_{(W,C) \sim f_{\theta_{TRUE}}} [(s_{\theta}(W) - C)^2]$$

Risk (or Expected Prediction Error EPE)

The risk w.r.t. a loss function ℓ_{θ} is $R(\theta_{TRUE}, \theta) = E_{(W,C) \sim f_{\theta_{TRUE}}} [\ell_{\theta}(C, W)]$.

Definition. A loss function is a *proper scoring rule* if:

$$\theta_{TRUE} = \arg \min_{\theta} R(\theta_{TRUE}, \theta)$$

- For log-loss, $R(\theta_{TRUE}, \theta) = D_{KL}(\theta_{TRUE} \parallel \theta) \geq 0$ and $D_{KL}(\theta_{TRUE} \parallel \theta) = 0$ iff $\theta = \theta_{TRUE}$
- Log-loss, squared error (L_2) and 0-1 loss are proper scoring rules, whilst L_1 is not
 - ▶ For proper scoring rules, $\theta_{ERM} \xrightarrow{n \rightarrow \infty} \theta_{TRUE}$ – recall we assume such $(W, C) \sim f_{\theta_{TRUE}}$ exists
 - ▶ Still, 0-1 loss is discontinuous and **can be harmful!**

Best classifier for 0-1 loss

Question: what is the decision rule with the smallest 0-1 risk? I.e., $\arg \min_{y_{\theta}^+} E_{(W,C) \sim f_{\theta_{TRUE}}} [\mathbb{1}_{y_{\theta}^+(W) \neq C}]$?

Binary class *Bayes optimal classifier* (or *Bayes rule*):

$$y_{\theta_{TRUE}}^*(w) = \begin{cases} 1 & \text{if } \eta(w) \geq 1/2 \\ 0 & \text{if } \eta(w) < 1/2 \end{cases}$$

where $\eta(w) = P_{\theta_{TRUE}}(C = 1 | W = w)$.

$$\begin{aligned} E_{(W,C) \sim f_{\theta_{TRUE}}} [\mathbb{1}_{y_{\theta}^+(W) \neq C}] &= E_W [E_C [\mathbb{1}_{y_{\theta}^+(W) \neq C} | W]] \\ &= E_W [P(C = 1 | W) \cdot \mathbb{1}_{y_{\theta}^+(W) \neq 1} + P(C = 0 | W) \cdot \mathbb{1}_{y_{\theta}^+(W) \neq 0}] \\ &= E_W [\eta(W) \cdot \mathbb{1}_{y_{\theta}^+(W) = 0} + (1 - \eta(W)) \cdot \mathbb{1}_{y_{\theta}^+(W) = 1}] \\ &\geq E_W [\min \{ \eta(W), 1 - \eta(W) \}] \\ &= E_W [\eta(W) \cdot \mathbb{1}_{y_{\theta_{TRUE}}^*(W) = 0} + (1 - \eta(W)) \cdot \mathbb{1}_{y_{\theta_{TRUE}}^*(W) = 1}] \\ &= E_{(W,C) \sim f_{\theta_{TRUE}}} [\mathbb{1}_{y_{\theta_{TRUE}}^*(W) \neq C}] \qquad \text{Bayes error rate} \end{aligned}$$

See R script

Bayes optimal classifier

$$\eta(w) = P_{\theta_{TRUE}}(C = 1|W = w)$$

- $\eta()$ is unknown! (unless we are controlling data generation)
- **Plug-in rule:** use $\hat{\eta}(w) = f_{\theta}(c|w) = P_{\theta}(C = 1|W = w)$ as an estimate of $\eta(w)$
- Naive Bayes $P(C = c_0|W = w) = P(C = c_0) \prod_i P(W_i = w_i|C = c_0)/P(W = w)$
assuming $P(W = w|C = c_0) = \prod_i P(W_i = w_i|C = c_0)$
 - ▶ Naive Bayes estimates $\eta(w)$ from empirical distribution of x_1, \dots, x_n
 - ▶ and assuming independence of features
- 1-NN asymptotically converges ($|\theta| \rightarrow \infty$) to risk: [Cover and Hart (1967)]

$$r \leq E_{(W,C) \sim f_{\theta_{TRUE}}} [\mathbb{1}_{y_{\theta}^{1-NN}(W) \neq C}] \leq 2r(1 - r) \leq 2r$$

where r is the Bayes error rate.

- Bayes optimal classifier is optimal also for squared loss [Prove it]
 - ▶ Squared loss is convex and differentiable (good for optimization solving)

Maximum and Bayes risks

Risk (or Expected Prediction Error EPE)

The risk w.r.t. a loss function ℓ_θ is $R(\theta_{TRUE}, \theta) = E_{(W,C) \sim f_{\theta_{TRUE}}} [\ell_\theta(C, W)]$.

Risk is defined w.r.t. a specific θ_{TRUE} . What is the maximum risk at the variation of θ_{TRUE} ?

Definition. The maximum risk is

$$\bar{R}(\theta) = \sup_{\theta_{TRUE}} R(\theta_{TRUE}, \theta)$$

A classifier $f_{\theta'}$ such that $\bar{R}(\theta') = \inf_{\theta} \bar{R}(\theta)$ is called a *minimax rule*.

Definition. Let $f(\theta_{TRUE})$ be a prior for θ_{TRUE} . The Bayes risk is

$$r(\theta) = \int R(\theta_{TRUE}, \theta) f(\theta_{TRUE}) d\theta_{TRUE}$$

A classifier $f_{\theta'}$ such that $r(\theta') = \inf_{\theta} r(\theta)$ is called a *Bayes rule*.

Loss functions and margin

- Binary classes $C = \{-1, 1\}$, unnormalized scores $s_\theta(w) \in \mathbb{R}$
 - ▶ Bayes decision rule becomes: $y_\theta^* = \text{sgn}(s_\theta(w))$
- Margin for (w, c) defined as

$$m = c \cdot s_\theta(w)$$

- ▶ Margin > 0 if prediction is correct (i.e., $s_\theta(w) \geq 0$ and $c = 1$, or if $s_\theta(w) < 0$ and $c = -1$)
 - ▶ Loss minimization equivalent to margin maximization
- *Margin-based loss*: Loss function $\ell_\theta(c, w)$ that can be written as $\phi(m)$:
 - ▶ 0-1 loss: $\phi(m) = \mathbb{1}_{m \leq 0}$
 - ▶ Logistic log-loss: $\phi(m) = \log_2(1 + e^{-m})$
 - ▶ L_2 loss: $\phi(m) = (1 - m)^2$
 - ▶ SVM/Hinge loss: $\phi(m) = \max\{0, 1 - m\}$
 - ▶ AdaBoost/Exponential loss: $\phi(m) = e^{-m}$
- Methods for margin maximization exists for a convex margin-based loss
 - ▶ that also provide bounds on 0-1 loss
 - ▶ that encode regularizations in the margin-based loss

See R script

Classifiers in R: Libraries

The Caret package (Classification And REgression Training)

rpart (Recursive PARTitioning for classification, regression and survival trees)

randomForest (Breiman and Cutler's Random Forests for classification and regression)

lightgbm (LIGHT Gradient Boosting Machine)

fastai (Fast and accurate neural networks training)

kernlab (KERNel-Based Machine Learning LAB)

rminer (Data mining classification and regression methods)

...

Reject option in binary classification

$$\eta(w) = P_{\theta_{TRUE}}(C = 1|W = w)$$

Bayes optimal classifier (or **Bayes rule**):

$$y_{\theta_{TRUE}}^*(w) = \begin{cases} 1 & \text{if } \eta(w) \geq 1/2 \\ 0 & \text{if } \eta(w) < 1/2 \end{cases}$$

- If $\eta(w) \approx 1/2$, we might just as well toss a coin to make a decision
- This motivates the introduction of a reject option for classifiers
 - ▶ reject, or abstain, expressing doubt or uncertainty in decisions
 - ▶ relevant in practice (e.g., to understand the cases where a classifier performs poorly),
 - ▶ relevant ethically for socially sensitive decision tasks (e.g., credit scoring, disease prediction, CV screening, etc.)

Reject option in binary classification

$$\eta(w) = P_{\theta_{TRUE}}(C = 1|W = w)$$

Bayes optimal classifier (with reject option):

$$y_{\theta_{TRUE}}^{*,d}(w) = \begin{cases} 1 & \text{if } \eta(w) > 1 - d \\ 0 & \text{if } \eta(w) < d \\ \text{abstain} & \text{otherwise, i.e., } d \leq \min\{\eta(w), 1 - \eta(w)\} \end{cases}$$

where $d \in [0, 1/2]$ is the reject cost.

► If $y_{\theta_{TRUE}}^{*,d}(w) \neq \text{abstain}$ *[d upper bound on misclassification error]*

$$d > \min\{\eta(w), 1 - \eta(w)\} = P_{\theta_{TRUE}}(y_{\theta}^*(w) \neq C) \quad \text{[error of Bayes optimal]}$$

Theorem (Chow 1970).

$$\arg \min_{y_{\theta}^+} E_{(W,C) \sim f_{\theta_{TRUE}}} [d \mathbb{1}_{y_{\theta}^+(W)=\text{abstain}} + \mathbb{1}_{y_{\theta}^+(W) \neq C, y_{\theta}^+(W) \neq \text{abstain}}] = y_{\theta_{TRUE}}^{*,d}$$

Selective binary classification

A *selective binary classifier* (score) is a pair (s_θ, g_θ) , where $s_\theta()$ is a classifier (score) and $g_\theta : \mathbb{R}^{|W|} \rightarrow \{0, 1\}$ is a *selection function*, which determines when to accept/abstain from using s_θ :

$$(s_\theta, g_\theta)(w) = \begin{cases} s_\theta(w) & \text{if } g_\theta(w) = 1 \\ \text{abstain} & \text{otherwise} \end{cases}$$

Support and Risk

The *coverage* of a selective classifier is $\phi(g_\theta) = E_{(W,C) \sim f_{\theta, \text{TRUE}}} [g_\theta(W)]$, i.e., the expected probability of the accepted region.

The risk w.r.t. a loss function ℓ_θ is $R(s_\theta, g_\theta) = E_{(W,C) \sim f_{\theta, \text{TRUE}}} [\ell_\theta(C, W)g_\theta(W)] / \phi(g_\theta)$.

- Empirical coverage and empirical selective risk:

$$\hat{\phi}(g_\theta) = \frac{\sum_{i=1}^n g_\theta(w_i)}{n} \quad \hat{r}(s_\theta, g_\theta) = \frac{\frac{1}{n} \sum_{i=1}^n \ell_\theta(c_i, w_i) g_\theta(w_i)}{\hat{\phi}(g_\theta)}$$

- *Selective classification problem*: minimize risk while guaranteeing a minimum support c

$$\arg \min_{\theta} R(s_\theta, g_\theta) \quad \text{s.t.} \quad \phi(g_\theta) \geq c$$

Soft selective binary classification

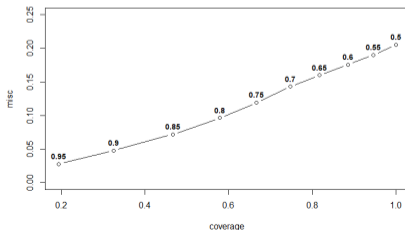
A soft selective binary classifier:

$$(s_\theta, g_\theta)(w) = \begin{cases} s_\theta(w) & \text{if } k_\theta(w) \geq \tau \\ \text{abstain} & \text{otherwise} \end{cases}$$

- $k_\theta(w)$ is called the *confidence function*
 - ▶ A good confidence function should rank instances based on descending loss, i.e., if $k(w) \leq k(w')$ then $E[\ell_\theta(C, w)] \geq E[\ell_\theta(C, w')]$.
- Confidence of the classifier (see slide 10) and $\tau \in [0.5, 1]$:

$$k_\theta(w) = \max\{s_\theta(w), 1 - s_\theta(w)\}$$

- The inherent trade-off between risk and coverage is summarized by the *risk-coverage curve*



See R script